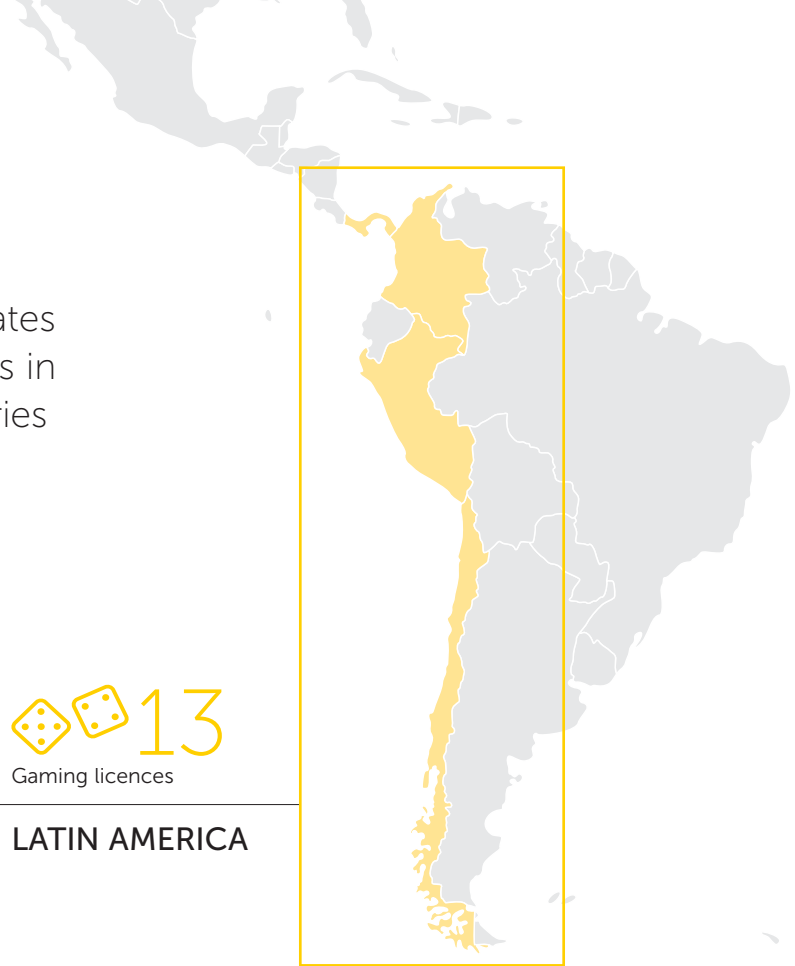


# Group structure

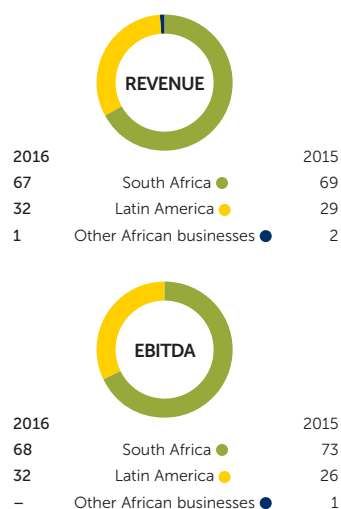
Sun International owns and operates casino, hotel and resort properties in South Africa, other African countries and Latin America. Our casino operations contribute the largest share of group revenue.



## GROUP TOTAL



### 2016 GROUP CONTRIBUTION (%)



The percentages are proforma assuming that the Dreams and GPI Slots transactions were effective 1 July 2014.

Further detail on the breakdown of revenue and EBITDA by unit is on pages 45 and 46.

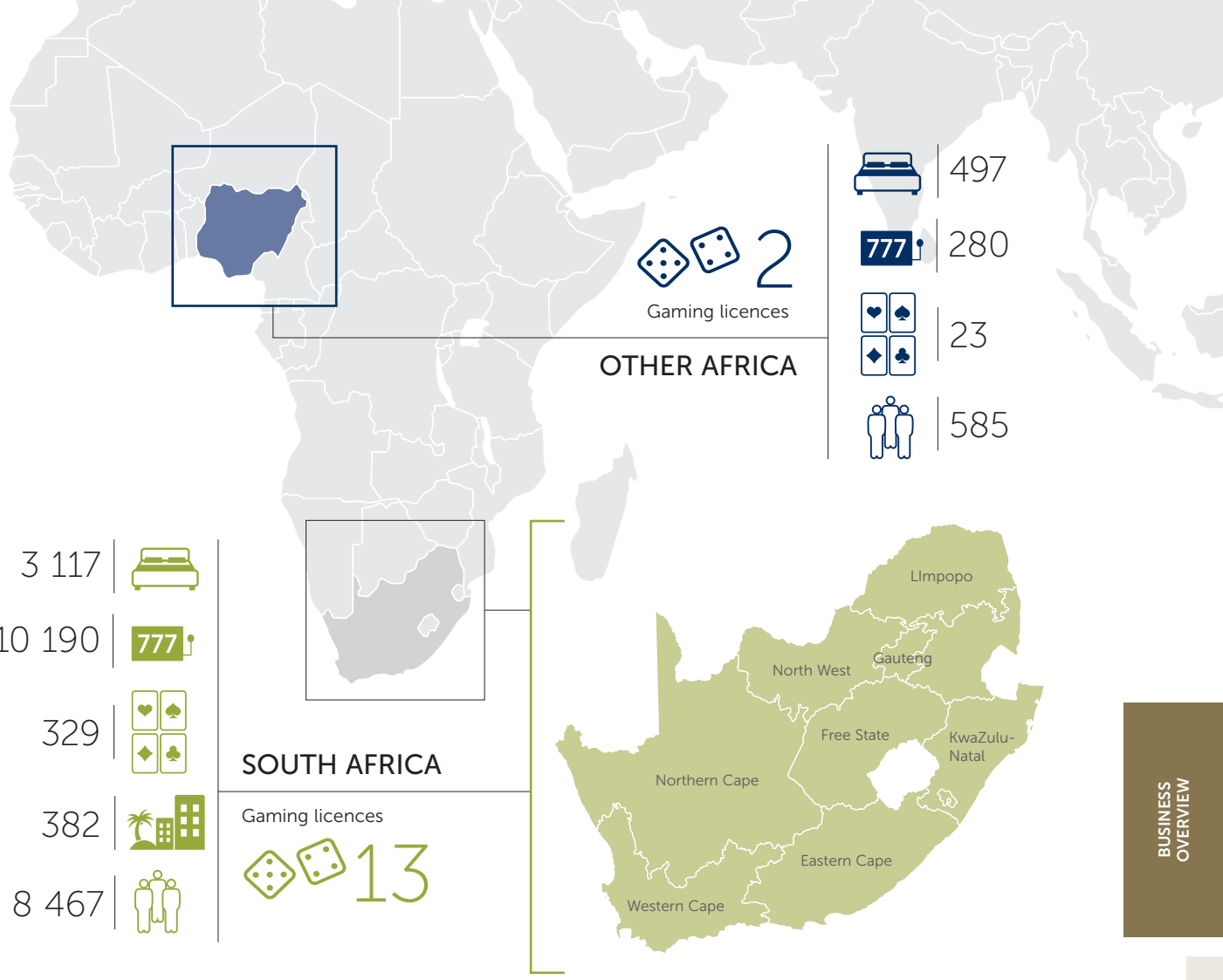
### Latin America (Latam)

	Economic interest (%)	Slots	Tables	Rooms
Monticello, Chile	55	2 164	81	155
Ocean Sun Casino, Panama	55	600	38	-
Sun Nao, Colombia	55	220	16	-
Iquique, Chile	55	693	22	-
Temuco, Chile	55	694	36	96
Valdivia, Chile	55	405	22	104
Puerto Varas, Chile	55	499	36	50
Coyhaique, Chile	55	168	11	40
Punta Arenas, Chile	55	488	20	88
New York, Peru	55	444	17	-
Eden, Peru	55	206	-	-
Kingdom, Peru	55	161	6	-
Pachanga, Peru	55	254	8	-

### Other Africa

	Economic interest (%)	Slots	Tables	Rooms
Nigeria	49	107	10	146
Swaziland <sup>1</sup>	51	173	13	351

<sup>1</sup> We have reached an agreement for the disposal of Swaziland.



### South Africa

	Economic interest (%)	Slots	Tables	Rooms
<b>Gauteng</b>				
Carnival City	91	1 753	53	105
Morula	100	477	10	73
Maslow	100	-	-	281
<b>Western Cape</b>				
GrandWest	61	2 562	59	39
Table Bay	61	-	-	329
Worcester	61	220	16	98
Sunbet	100	-	-	-
<b>KwaZulu-Natal</b>				
Sibaya	63	1 210	48	154
<b>Limpopo</b>				
Meropa	68	417	17	-
<b>North West</b>				
Sun City	100	645	36	1 296
Carousel	100	700	25	94

	Economic interest (%)	Slots	Tables	Rooms
<b>Northern Cape</b>				
Flamingo	71	290	12	-
<b>Eastern Cape</b>				
Boardwalk	82	921	25	140
Fish River	82	-	-	82
Wild Coast Sun	70	471	18	396
<b>Free State</b>				
Windmill	70	366	20	-
Naledi Sun	100	158	-	30
<b>Management activities</b>				
Sun International Management	100	-	-	-